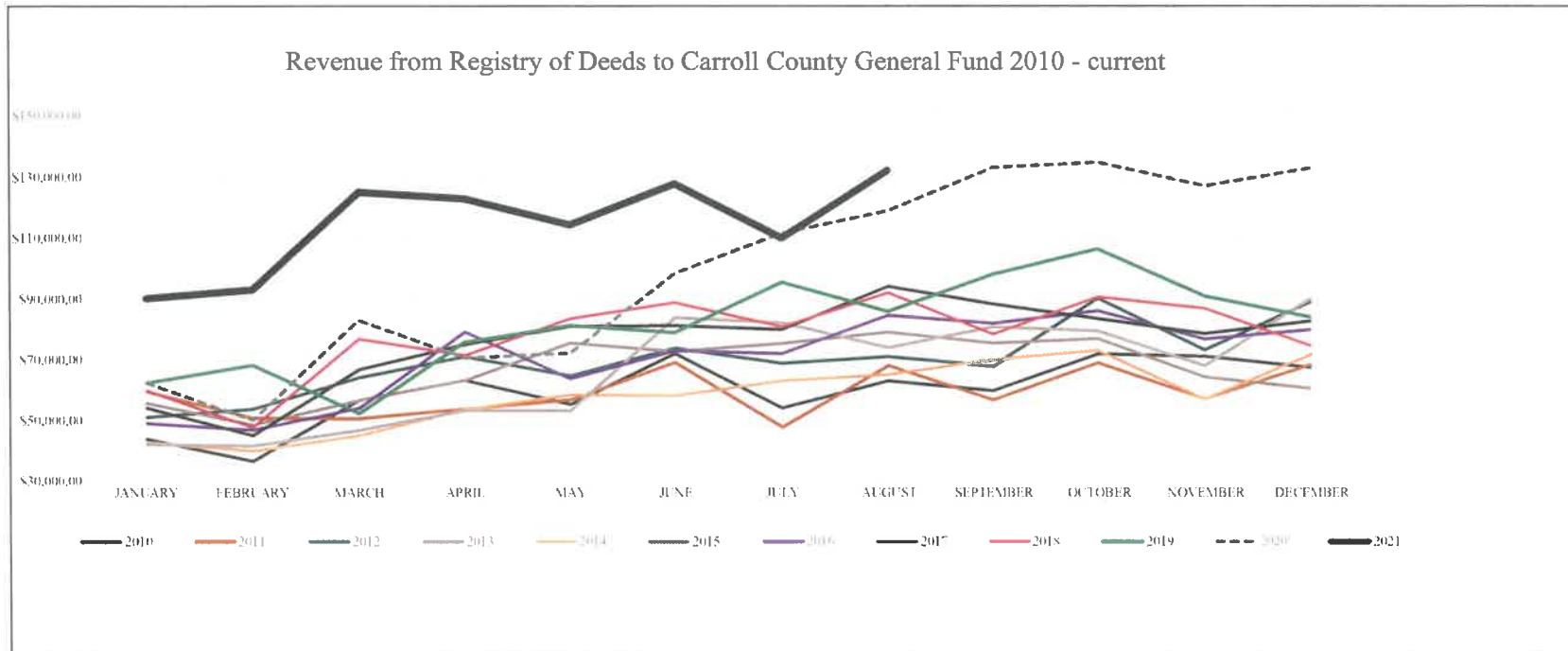


REVENUE FROM CARROLL COUNTY REGISTRY OF DEEDS
TO CARROLL COUNTY GENERAL FUND
2010 - CURRENT

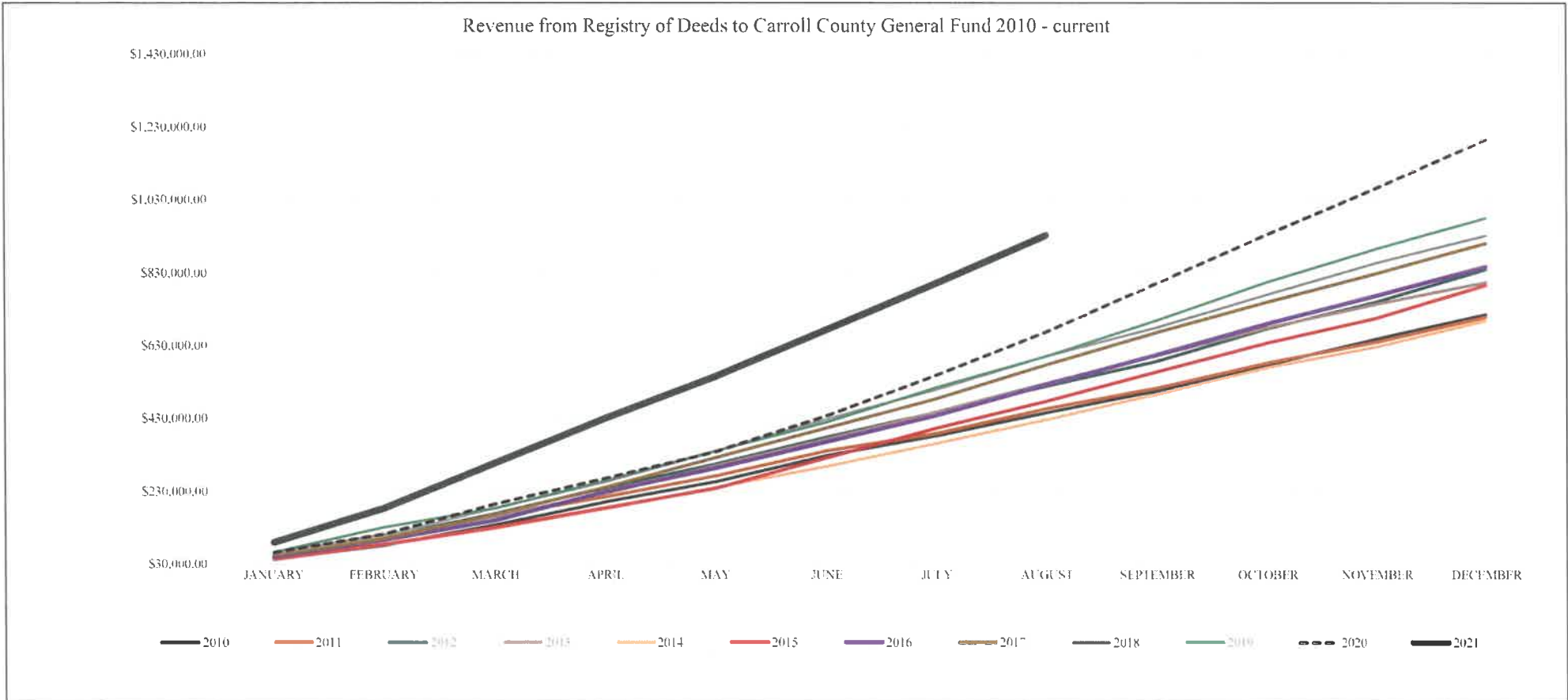
AMOUNT TO GENERAL	2010	2011	2012	2013	2014	2015	2016	2017	2018	2019	2020	2020-2021 monthly	
												2021 change	
JANUARY	\$43,993.84	\$59,536.64	\$51,215.71	\$55,769.45	\$42,902.12	\$42,217.44	\$49,063.68	\$54,265.12	\$59,874.73	\$62,493.34	\$62,433.83	\$90,159.21	44.41%
FEBRUARY	\$36,759.21	\$50,884.84	\$53,754.48	\$48,640.61	\$40,050.87	\$41,792.10	\$46,947.64	\$45,139.45	\$47,843.10	\$68,183.40	\$50,290.24	\$92,898.41	84.72%
MARCH	\$56,784.64	\$50,635.29	\$64,080.67	\$56,684.43	\$45,035.86	\$46,805.99	\$54,109.94	\$66,806.38	\$76,719.29	\$52,388.97	\$82,904.69	\$124,933.47	50.70%
APRIL	\$63,263.76	\$53,798.59	\$71,020.43	\$63,231.50	\$53,654.48	\$53,388.90	\$79,164.17	\$75,010.22	\$71,433.56	\$75,822.51	\$70,657.97	\$122,850.08	73.87%
MAY	\$55,374.38	\$56,833.40	\$64,741.39	\$75,505.22	\$58,547.69	\$53,393.04	\$63,847.92	\$81,050.84	\$83,497.50	\$81,352.49	\$72,266.17	\$114,306.98	58.17%
JUNE	\$72,083.46	\$69,135.13	\$73,848.09	\$72,801.75	\$58,209.71	\$83,832.95	\$72,897.80	\$81,232.60	\$88,773.77	\$78,950.47	\$98,631.75	\$127,714.39	29.49%
JULY	\$54,221.67	\$47,896.93	\$68,829.32	\$75,400.37	\$63,144.46	\$82,164.69	\$72,016.04	\$79,893.05	\$80,916.08	\$95,431.07	\$111,631.31	\$109,957.23	-1.50%
AUGUST	\$63,054.38	\$68,096.00	\$71,046.45	\$79,034.06	\$65,085.02	\$73,950.65	\$84,512.30	\$94,017.94	\$91,989.36	\$85,817.75	\$118,856.17	\$132,086.80	11.13%
SEPTEMBER	\$59,771.99	\$56,697.67	\$67,982.19	\$75,409.26	\$69,941.77	\$80,683.16	\$81,837.09	\$88,261.28	\$78,408.75	\$98,011.11	\$132,911.08		
OCTOBER	\$71,885.34	\$68,906.06	\$90,177.65	\$76,832.29	\$73,047.28	\$79,416.10	\$86,032.18	\$83,462.26	\$90,610.91	\$106,278.27	\$134,565.60		
NOVEMBER	\$71,074.38	\$57,158.30	\$73,282.78	\$64,326.47	\$57,073.41	\$68,071.10	\$76,782.80	\$78,579.89	\$86,831.19	\$90,895.62	\$126,950.50		
DECEMBER	\$67,434.32	\$68,288.19	\$88,949.86	\$60,623.97	\$71,780.68	\$90,046.11	\$79,832.90	\$82,684.56	\$74,599.04	\$84,058.81	\$132,742.74		
TOTAL	\$715,701.37	\$707,867.04	\$838,929.02	\$804,259.38	\$698,473.35	\$795,762.23	\$847,044.46	\$910,403.59	\$931,497.28	\$979,683.81	\$1,194,842.05	\$914,906.57	



CUMULATIVE REVENUE FROM CARROLL COUNTY REGISTRY OF DEEDS
TO CARROLL COUNTY GENERAL FUND
2010 - CURRENT

AMOUNT TO													% change	
	2010	2011	2012	2013	2014	2015	2016	2017	2018	2019	2020	2021	2020/2021	
JANUARY	\$43,993.84	\$59,536.64	\$51,215.71	\$55,769.45	\$42,902.12	\$42,217.44	\$49,063.68	\$54,265.12	\$59,874.73	\$62,493.34	\$62,433.83	\$90,159.21	44.41%	
FEBRUARY	\$80,753.05	\$110,421.48	\$104,970.19	\$104,410.06	\$82,952.99	\$84,009.54	\$96,011.32	\$99,404.57	\$107,717.83	\$130,676.74	\$112,724.07	\$183,057.62	62.39%	
MARCH	\$137,537.69	\$161,056.77	\$169,050.86	\$161,094.49	\$127,988.85	\$130,815.53	\$150,121.26	\$166,210.95	\$184,437.12	\$183,065.71	\$195,628.76	\$307,991.09	57.44%	
APRIL	\$200,801.45	\$214,855.36	\$240,071.29	\$224,325.99	\$181,643.33	\$184,204.43	\$229,285.43	\$241,221.17	\$255,870.68	\$258,888.22	\$266,286.73	\$430,841.17	61.80%	
MAY	\$256,175.83	\$271,688.76	\$304,812.68	\$299,831.21	\$240,191.02	\$237,597.47	\$293,133.35	\$322,272.01	\$339,368.18	\$340,240.71	\$338,552.90	\$545,148.15	61.02%	
JUNE	\$328,259.29	\$340,823.89	\$378,660.77	\$372,632.96	\$298,400.73	\$321,430.42	\$366,031.15	\$403,504.61	\$428,141.95	\$419,191.18	\$437,184.65	\$672,862.54	53.91%	
JULY	\$382,480.96	\$388,720.82	\$447,490.09	\$448,033.33	\$361,545.19	\$403,595.11	\$438,047.19	\$483,397.66	\$509,058.03	\$514,622.25	\$548,815.96	\$800,576.93	45.87%	
AUGUST	\$445,535.34	\$456,816.82	\$518,536.54	\$527,067.39	\$426,630.21	\$477,545.76	\$522,559.49	\$577,415.60	\$601,047.39	\$600,440.00	\$667,672.13	\$932,663.73	39.69%	
SEPTEMBER	\$505,307.33	\$513,514.49	\$586,518.73	\$602,476.65	\$496,571.98	\$558,228.92	\$604,396.58	\$665,676.88	\$679,456.14	\$698,451.11	\$800,583.21			
OCTOBER	\$577,192.67	\$582,420.55	\$676,696.38	\$679,308.94	\$569,619.26	\$637,645.02	\$690,428.76	\$749,139.14	\$770,067.05	\$804,729.38	\$935,148.81			
NOVEMBER	\$648,267.05	\$639,578.85	\$749,979.16	\$743,635.41	\$626,692.67	\$705,716.12	\$767,211.56	\$827,719.03	\$856,898.24	\$895,625.00	\$1,062,099.31			
DECEMBER	\$715,701.37	\$707,867.04	\$838,929.02	\$804,259.38	\$698,473.35	\$795,762.23	\$847,044.46	\$910,403.59	\$931,497.28	\$979,683.81	\$1,194,842.05			
TOTAL														

Revenue from Registry of Deeds to Carroll County General Fund 2010 - current

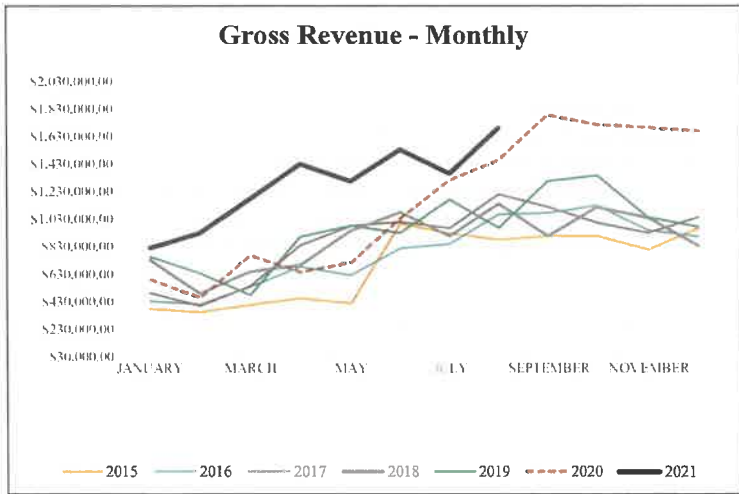


CARROLL COUNTY REGISTRY OF DEEDS GROSS REVENUE
 (includes Equipment Surcharge account)
 2015 - CURRENT

GROSS RECEIPTS	2015	2016	2017	2018	2019	2020	2021	2015 cumulative	2016 cumulative	2017 cumulative	2018 cumulative	2019 cumulative	
JANUARY	\$379,280.08	\$431,076.88	\$ 491,831.04	\$ 732,240.17	\$ 753,933.02	\$ 585,643.59	\$ 818,705.05	\$379,280.08	\$431,076.88	\$ 491,831.04	\$ 732,240.17	\$ 753,933.02	
FEBRUARY	\$352,427.70	\$407,518.44	\$ 397,446.29	\$ 485,625.74	\$ 633,052.76	\$ 457,250.72	\$ 926,754.01	\$731,707.78	\$838,595.32	\$ 889,277.33	\$ 1,217,865.91	\$ 1,386,985.78	
MARCH	\$403,134.72	\$536,563.30	\$ 539,660.10	\$ 645,955.37	\$ 474,262.01	\$ 765,263.81	\$ 1,175,120.91	\$1,134,842.50	\$1,375,158.62	\$ 1,428,937.43	\$ 1,863,821.28	\$ 1,861,247.75	
APRIL	\$450,939.32	\$681,967.97	\$ 838,148.60	\$ 695,210.44	\$ 899,084.83	\$ 643,072.61	\$ 1,427,722.04	\$1,585,781.82	\$2,057,126.59	\$ 2,267,086.03	\$ 2,559,031.72	\$ 2,760,332.62	
MAY	\$412,643.27	\$618,930.92	\$ 975,791.48	\$ 943,152.86	\$ 979,454.65	\$ 715,343.05	\$ 1,302,073.94	\$1,998,425.09	\$2,676,057.51	\$ 3,242,877.51	\$ 3,502,184.58	\$ 3,739,787.27	
JUNE	\$993,250.51	\$814,700.20	\$ 1,007,409.72	\$ 1,078,546.01	\$ 927,465.27	\$ 1,033,235.91	\$ 1,532,574.47	\$2,991,675.60	\$3,490,757.71	\$ 4,250,287.23	\$ 4,580,730.59	\$ 4,667,252.54	
JULY	\$921,608.71	\$847,796.36	\$ 961,855.57	\$ 903,808.32	\$ 1,167,606.19	\$ 1,312,685.71	\$ 1,359,976.03	\$3,913,284.31	\$4,338,554.07	\$ 5,212,142.80	\$ 5,484,538.91	\$ 5,834,858.73	
AUGUST	\$877,525.77	\$1,061,103.05	\$ 1,207,396.34	\$ 1,137,107.76	\$ 962,040.03	\$ 1,457,546.49	\$ 1,689,744.72	\$4,790,810.08	\$5,399,657.12	\$ 6,419,539.14	\$ 6,621,646.67	\$ 6,796,898.76	
SEPTEMBER	\$902,645.88	\$1,072,718.45	\$ 1,114,440.48	\$ 903,664.03	\$ 1,302,066.23	\$ 1,782,769.48		\$5,693,455.96	\$6,472,375.57	\$ 7,533,979.62	\$ 7,525,310.70	\$ 8,098,964.95	
OCTOBER	\$900,399.65	\$1,125,644.22	\$ 999,903.54	\$ 1,114,876.35	\$ 1,343,417.79	\$ 1,712,253.52		\$6,593,855.61	\$7,598,019.79	\$ 8,533,883.16	\$ 8,640,187.05	\$ 9,442,382.78	
NOVEMBER	\$804,864.70	\$946,972.88	\$ 927,936.05	\$ 1,038,209.27	\$ 1,042,523.14	\$ 1,692,388.10		\$7,398,720.31	\$8,544,992.67	\$ 9,461,819.21	\$ 9,678,396.32	\$ 10,484,905.92	
DECEMBER	\$961,230.75	\$900,066.70	\$ 1,041,836.88	\$ 832,221.20	\$ 968,907.13	\$ 1,667,723.70		\$8,359,951.06	\$9,445,059.37	\$ 10,503,656.09	\$ 10,510,617.52	\$ 11,453,813.05	
TOTAL	\$8,359,951.06	\$9,445,059.37	\$10,503,656.09	\$10,510,617.52	\$11,453,813.05	\$13,825,176.69	\$10,232,671.17			13%	11%	0%	9%

percentage change from prior year

Gross Revenue - Monthly



Gross Revenue Cumulative

